






ANADOLU SHIPYARD



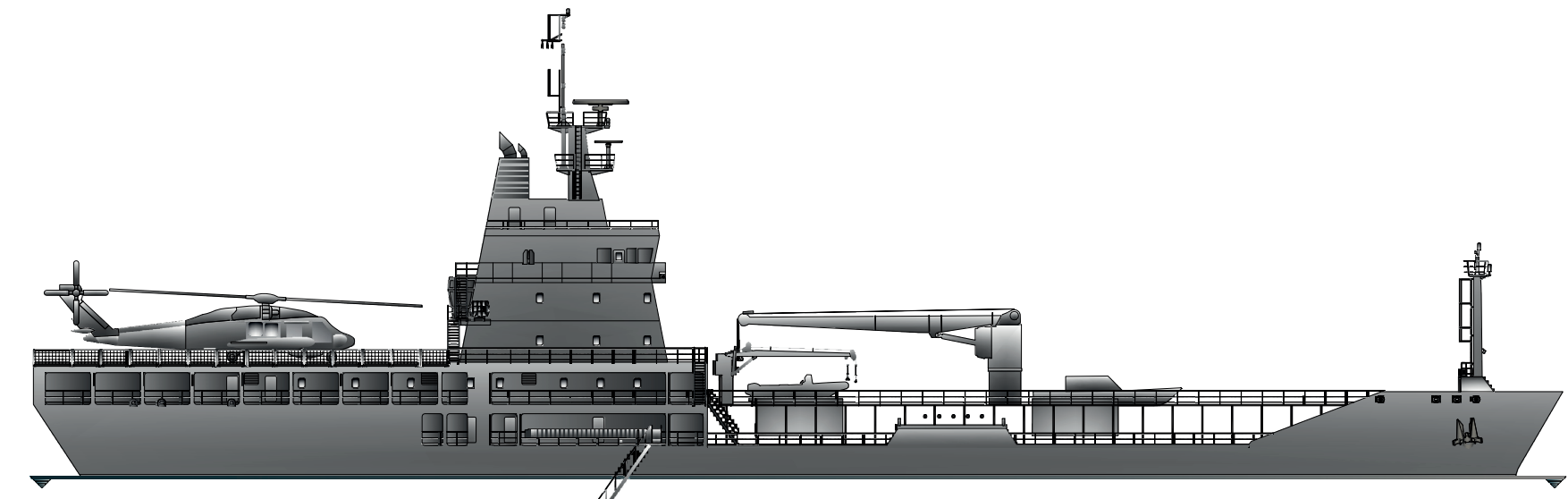
LST-HD - Landing Ship Tank Helicopter Dock
L: 161.05 m. - Δ : 10000 t.



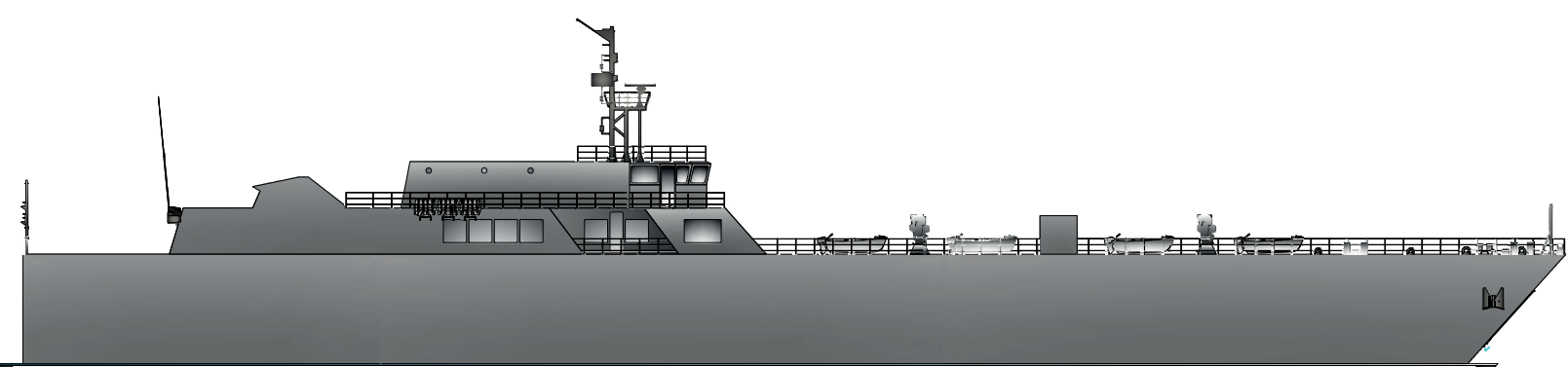
LST-140 - Landing Ship Tank
L: 138.75 m. - Δ : 7432 t.



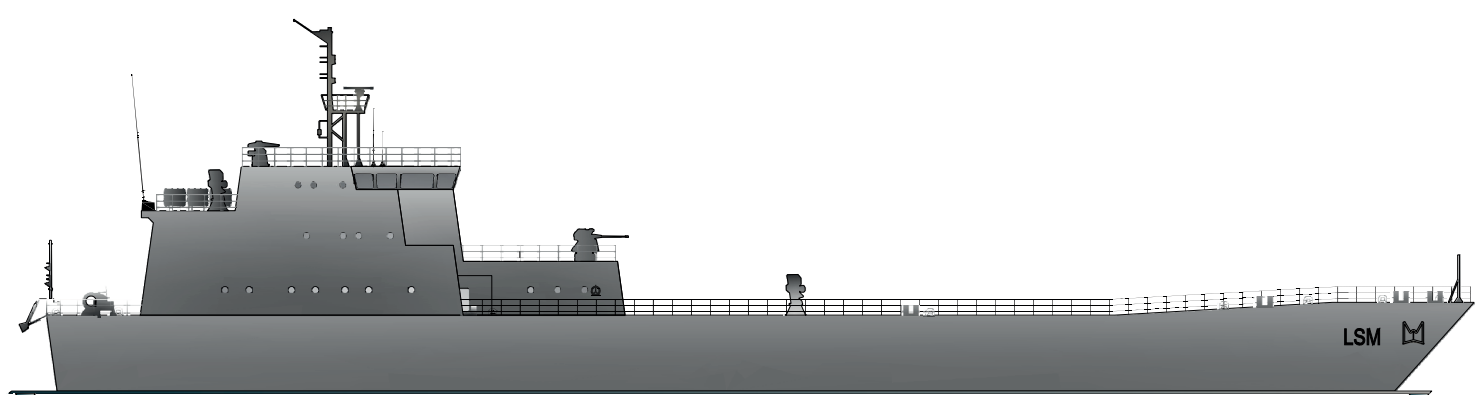
MILGEM - I-Class Frigate
L: 113.2 m. - Δ : 3231 t.



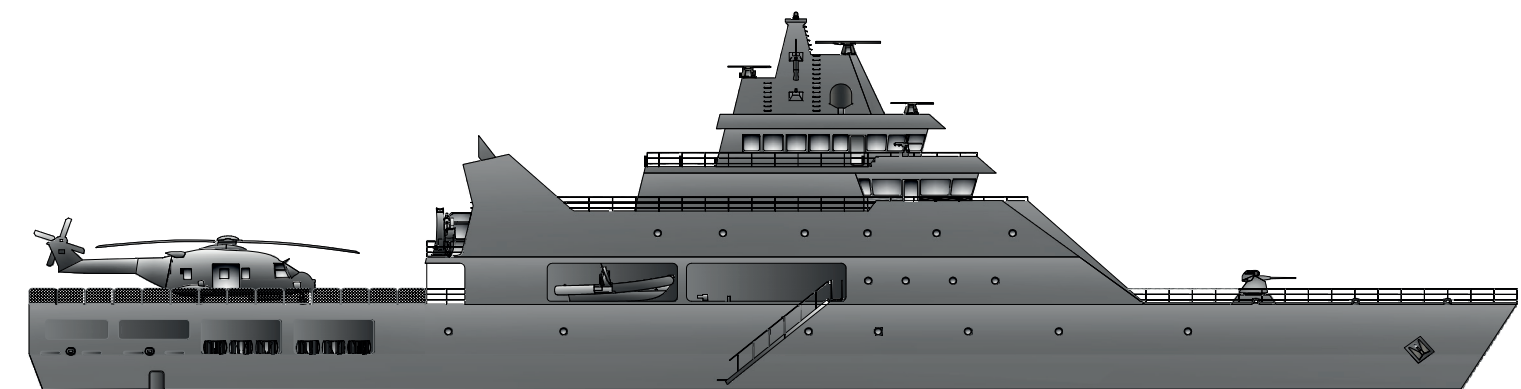
LSS - Logistic Support Ship
L: 108.0 m. - Δ : 7250 t.



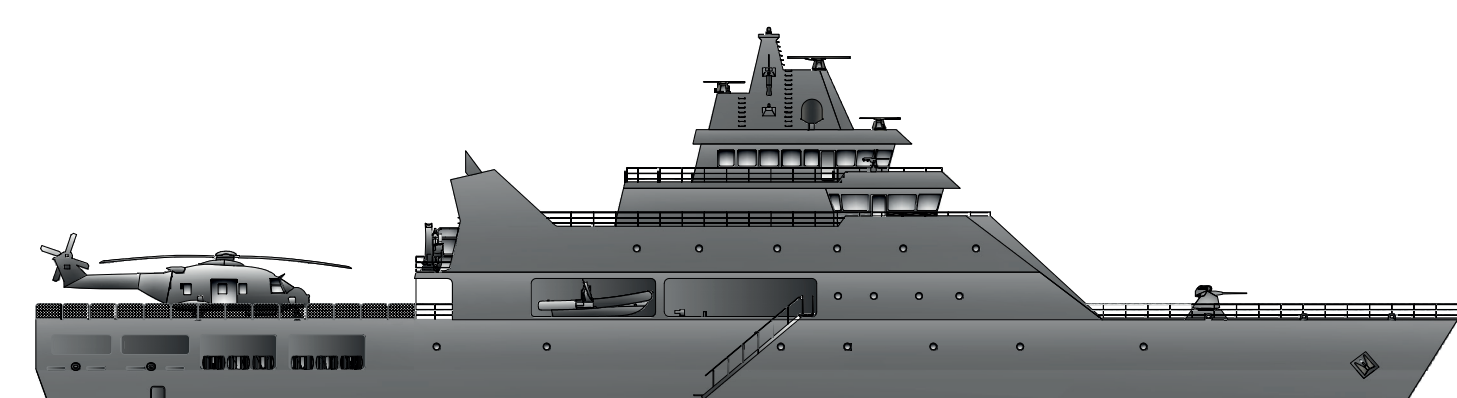
LST-100 - Landing Ship Tank
L: 99.1 m. - Δ : 1965 t.



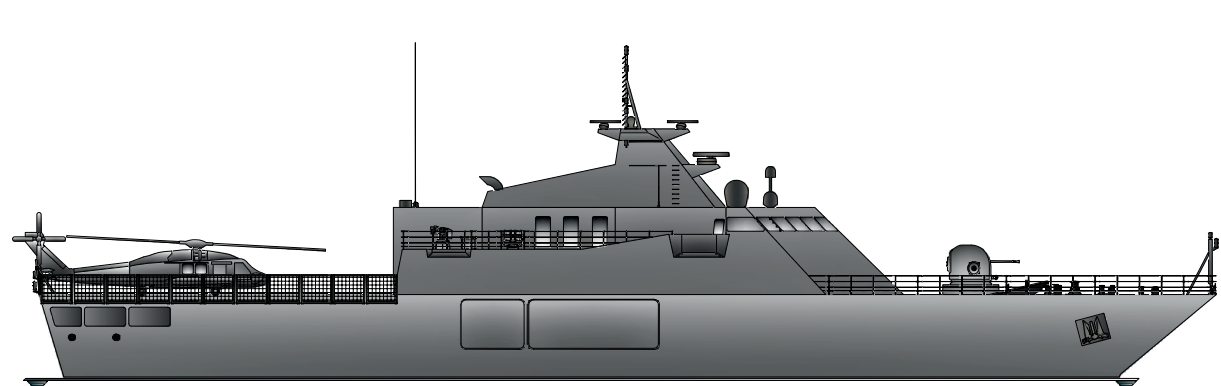
LSM - Landing Ship Medium
L: 90.0 m. - Δ : 1830 t.



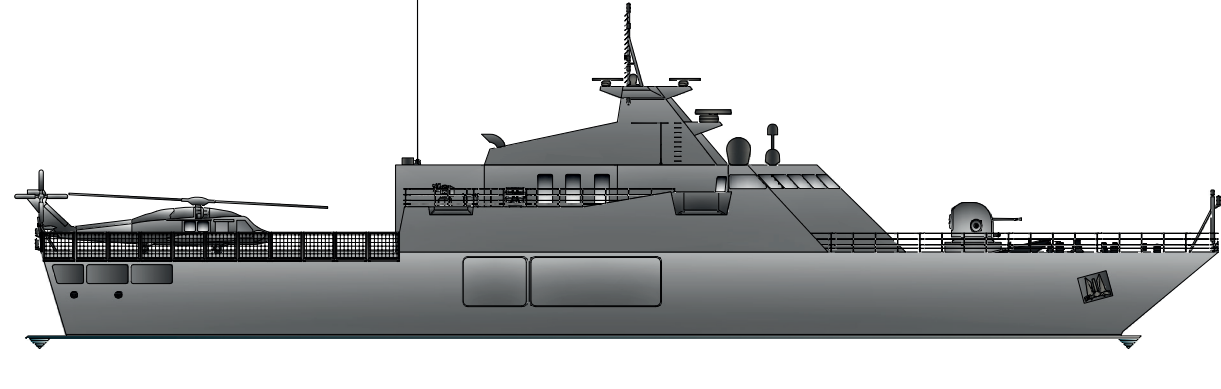
CTS-106 - Cadet Training Ship
L: 105.69 m. - Δ : 2500 t.




CTS-90 - Cadet Training Ship
L: 89.85 m. - Δ : 1950 t.



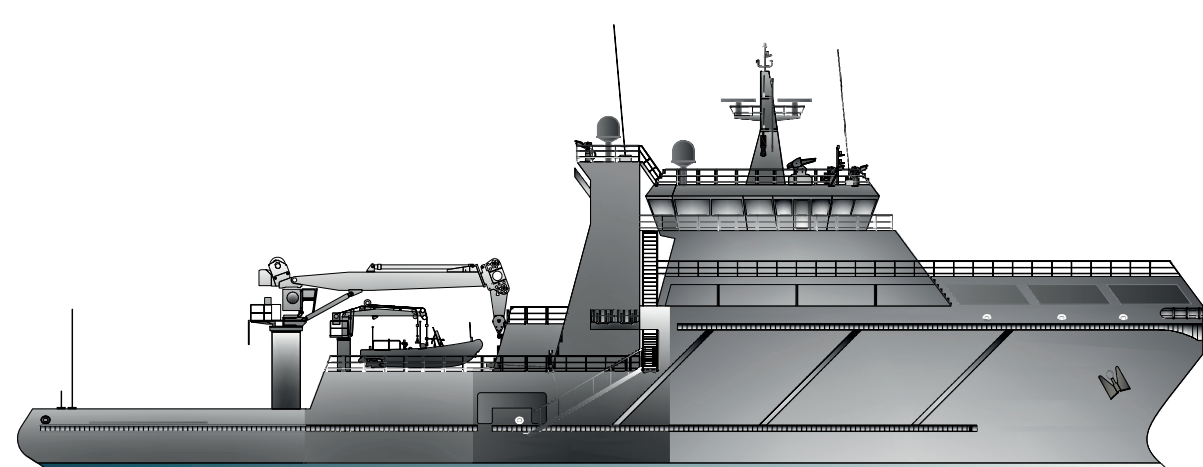
OPV-90 - Offshore Patrol Vessel
L: 91.00 m. - Δ : 2300 t.



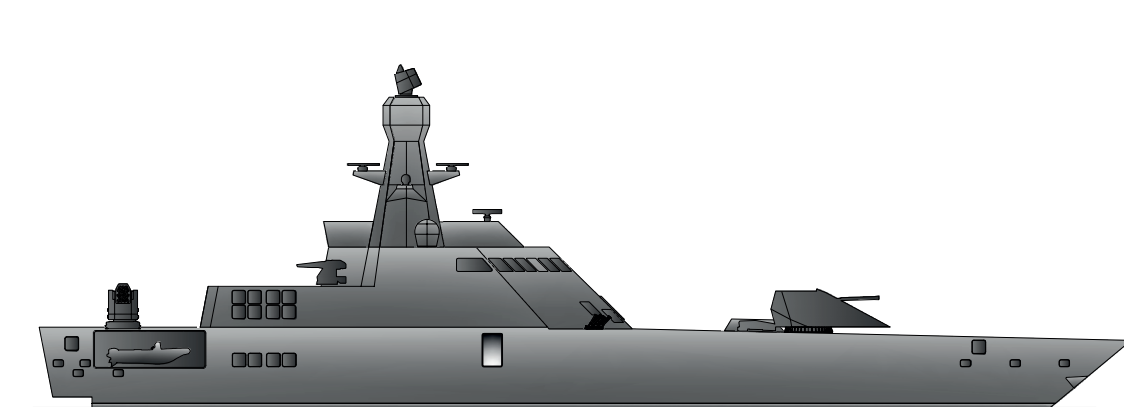
OPV-75 - Offshore Patrol Vessel
L: 74.4 m. - Δ : 1400 t.




LCT - Landing Craft Tank
L: 79.9 m. - Δ : 1156 t. / 1166 t.




MPT - Multi Purpose Tug
L: 72.4 m. - Δ : 2760 t.




GMFPB - Guided Missile Fast Patrol Boat
L: 66.9 m. - Δ : 800 t.



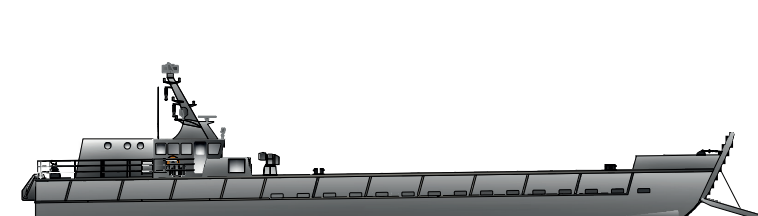
FPB - Fast Patrol Boat
L: 56.7 m. - Δ : 420 t.




PC-CG - Patrol Boat - Coast Guard
L: 56.7 m. - Δ : 378 t.



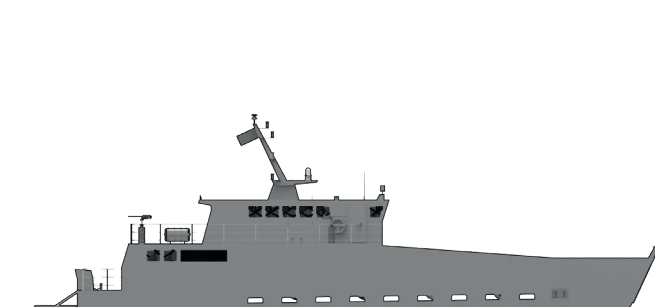
ERDSB - Emergency Rescue and Diver Support Boat
L: 52 m. - Δ : 800 t.



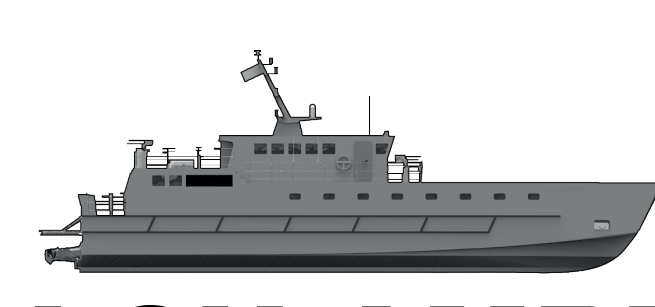
LCM-40 - Landing Craft Mechanised
L: 40 m. - Δ : 210 t.




LCM-30 - Landing Craft Mechanised
L: 30 m. - Δ : 139 t.




LCU-ROTEK - Landing Craft Utility ROTEK
L: 30.18m. - Δ : 99.30 t.




LCU AMBULANCE - Landing Craft Utility Ambulance
L: 29.95m. - Δ : 77.16 t.



NOTC - Naval Offshore Troop Carrier
L: 28.20 m.



Ambulance Boat
L: 16.45 m.



Training Boat
L: 16.45 m.



LCVP - Landing Craft Vehicle and Personnel
L: 15.7 m. - Δ : 26 t.